

TOP EMPLOYERS

The table to the right lists the employers in New York City that posted the most new, unduplicated ads in the last 90 days and the number of ads they posted.¹ The list of top-advertising employers is dominated by firms in **finance, universities, and media and telecommunications.**

MONTHLY AD TRENDS

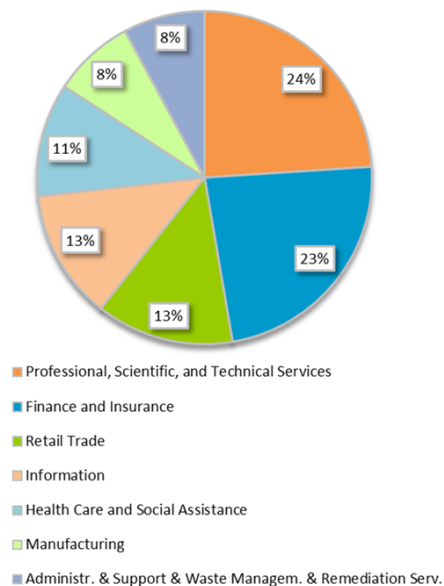
The line chart below shows the monthly total volume of online ads from September 2009 through September 2013. **There were 80,868 online ads for New York City jobs this month, down 8.4 percent from the same month in 2012.** Year-on-year online advertising has been decreasing for six months in a row. The chart shows the seasonality of online job ad volume, with annual lows in late fall and annual peaks in spring and late summer.

ADS BY SECTOR AND OCCUPATION

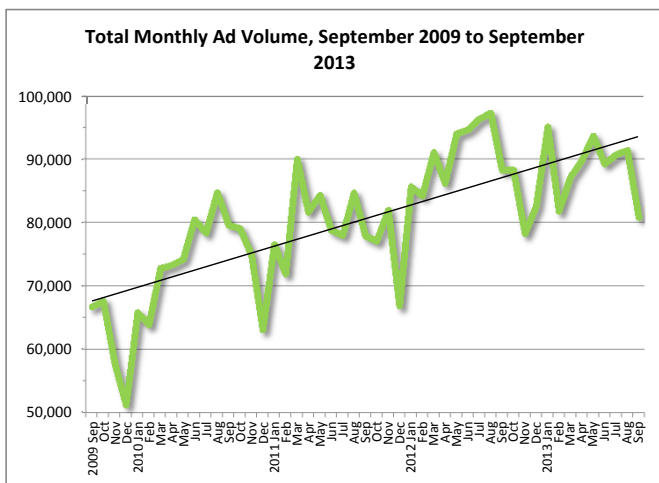
The pie chart to the bottom right shows New York City job ads by sector. Between July 14, 2013, and October 11, 2013, the largest proportion of job listings were in **professional, scientific, and technical services (24%)**, concentrated in computer systems design, accounting, and computer programming services; and in the **finance and insurance sector (23%)**, concentrated in commercial banking, securities brokerage, and insurance agencies and brokerages. Shown on the other side of this page are the highest volume occupations by group and by detailed occupation. The most in-demand occupations in the past 90 days were **marketing managers, web developers, retail salespersons, and executive secretaries and administrative assistants**, continuing a long-term pattern of high demand over the past several years.

Advertiser	Volume
J.P. Morgan Chase & Co.	2,919
CITI	1,360
City University of New York (CUNY)	1,030
Time Warner	983
Deloitte	658
Macy's	658
T-Mobile	634
The Bank of New York Mellon Corporation	580
Bank Of America	575
AIG-American International	545
PricewaterhouseCoopers	535
Morgan Stanley	535
AT&T	515
American Express	448
HSBC	441
Columbia University	386
North Shore Long Island Jewish	385
CBS	382
Toys"R"Us	379
Mount Sinai Medical Center	349
Bloomberg	340
Thomson Reuters	337
State University of New York (SUNY)	335
Health First	331
Estee Lauder	307
Chartis	300
Total	248,114

Online Ads for New York City Jobs by Sector*
(July 14, 2013, to October 11, 2013)

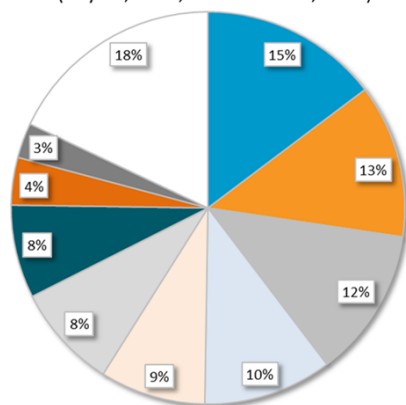


* Includes only ads for which sector could be determined.



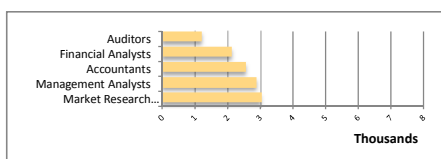
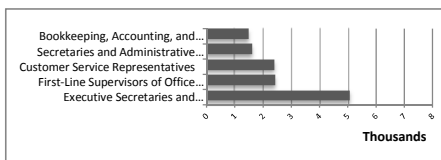
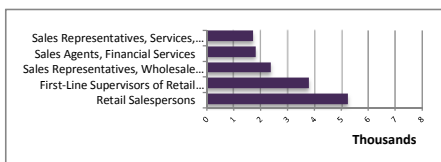
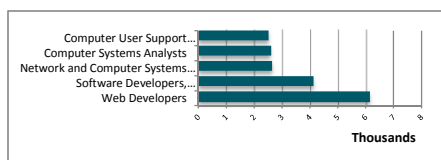
¹ Please note that this report includes only ads from direct employers. Ads posted in bulk or by employment agencies have been excluded.

**Online Ads for New York City Jobs
by Major Occupation Group**
(July 14, 2013, to October 11, 2013)



- Management
- Computer and Mathematical
- Sales and Related
- Office and Administrative Support
- Business and Financial Operations
- Arts, Design, Entertainment, Sports, and Media
- Food Preparation and Serving Related
- Healthcare Practitioners and Technical
- Education, Training, and Library
- Other (<3%)

Management	
Total Ads	30,457
Marketing Managers	7,339
Financial Managers, Branch or Department	4,318
Sales Managers	2,486
General and Operations Managers	1,950
Managers, All Other	1,879
Computer and Mathematical	
Total Ads	26,244
Web Developers	6,114
Software Developers, Applications	4,106
Network and Computer Systems Administrators	2,613
Computer Systems Analysts	2,570
Computer User Support Specialists	2,479
Sales and Related Services	
Total Ads	25,555
Retail Salespersons	5,201
First-Line Supervisors of Retail Sales Workers	3,769
Sales Representatives, Wholesale and Manufacturing	2,362
Sales Agents, Financial Services	1,803
Sales Representatives, Services, All Other	1,725
Office and Administrative Support	
Total Ads	21,912
Executive Secretaries and Executive Administrative Assistants	5,022
First-Line Supervisors of Office and Administr. Support Workers	2,432
Customer Service Representatives	2,395
Secretaries and Administrative Assistants	1,614
Bookkeeping, Accounting, and Auditing Clerks	1,492
Business and Financial Operations	
Total Ads	17,988
Market Research Analysts and Marketing Specialists	3,007
Management Analysts	2,855
Accountants	2,533
Financial Analysts	2,119
Auditors	1,204



ABOUT REAL-TIME LABOR MARKET INFORMATION

Real-time labor market information comes from the daily scraping and analysis of online labor exchanges. It can provide insight into the nature and extent of current employer demand, emerging occupations and skill requirements. Internet job ads represent about 70 percent of all vacancies in the economy (and nearly 95% of jobs other than the lowest skill, lowest pay, and highest turnover occupations such as in retail, food service, and construction).

SOURCE | These analyses were conducted by the NYCLMIS using Wanted Analytics Hiring Demand Dashboard.